



District Report Card: 2017


State: Jharkhand	District: Pakaur
Class: 5	Subject: Language
Schools: 60	Students: 1120


Participation/Coverage


Students

GENDER 	Boys		Girls	
	Number	%	Number	%
	511	45.63	609	54.38

AREA 	Rural		Urban	
	Number	%	Number	%
	1011	90.27	109	9.73

CATEGORY 	SC		ST		OBC		GEN	
	Number	%	Number	%	Number	%	Number	%
	43	3.84	266	23.75	802	71.61	9	0.80

CWSN 	LD	VI	HI	S&LD	ID	Oth
	0	1	1	1	0	12

Management 	Government		Government-aided	
	Number	%	Number	%
	1009	90.09	111	9.91

Average Performance of Students in Language (%)

Overall	Gender		Area		Management		Social Group			
	Male	Female	Rural	Urban	Govt.	Aided	SC	ST	OBC	GEN
62.52	63.31	61.85	60.89	77.61	62.12	66.13	71.78	56.14	64.01	74.07

Performance on Learning Outcomes (LOs)

Learning Outcomes	Description	Average Performance(%)
L504	Reads and comprehends independently storybooks, news items/ headlines, advertisements etc.	57.09
L508	Reads text with comprehension, locates details and sequence of events	65.23

Range of Performance of Students who Answered Correctly							
Below 30%		30% - 50%		50% - 75%		Above 75%	
Number	%	Number	%	Number	%	Number	%
82	7.32	240	21.43	463	41.34	335	29.91

Lowest Performing Learning Outcomes (LOs)

- 1 - Reads and comprehends independently storybooks, news items/ headlines, advertisements etc. (57.09)
- 2 - Reads text with comprehension, locates details and sequence of events (65.23)